

THE CHAMELEON

Step Above...Step Beyond



NAOMI
FITNESS DESIGN

WWW.NAOMIFITNESSDESIGN.COM

THE CHAMELEON SOLUTIONS

- Raw Materials
- Full Product Specifications
- Scope of Order Process

THE CHAMELEON

RAW MATERIALS

All Naomi's Chameleons are made of steel and metal components that are certified under EU Directives. The following directive is followed for all our steel-based elements: EN 125-1:2004.

Certain categories of steel are utilized during production processes to adhere with „fit for particular purpose” element of the design and usage. Two main categories of steel are used for the construction of the Chameleons: S 235 JR where there are no significant load-bearing elements, along with S 355 J2 +N where the load bearing is significant.

Stainless Steel is used when necessary to prevent wear and tear of elements including the ALPHA accessory attachment system.

Powder coating paint process is utilized on all models of the Chameleon.

All accessories are encased with German made upholstery and are double stitched.

Prices include all pictured accessories other than any benches, plates or bars.

THE CHAMELEON

CHAMELEON TYPES

Prefabricated Models

- Platinum Edition
- Diamond Edition
- Gold Edition
- Silver Edition
- eXcelerate Edition (free standing or wall mounted version)
- The Bridge

Custom Made Models

- Any type of configuration is possible according to client's specifications and budget.

THE CHAMELEON

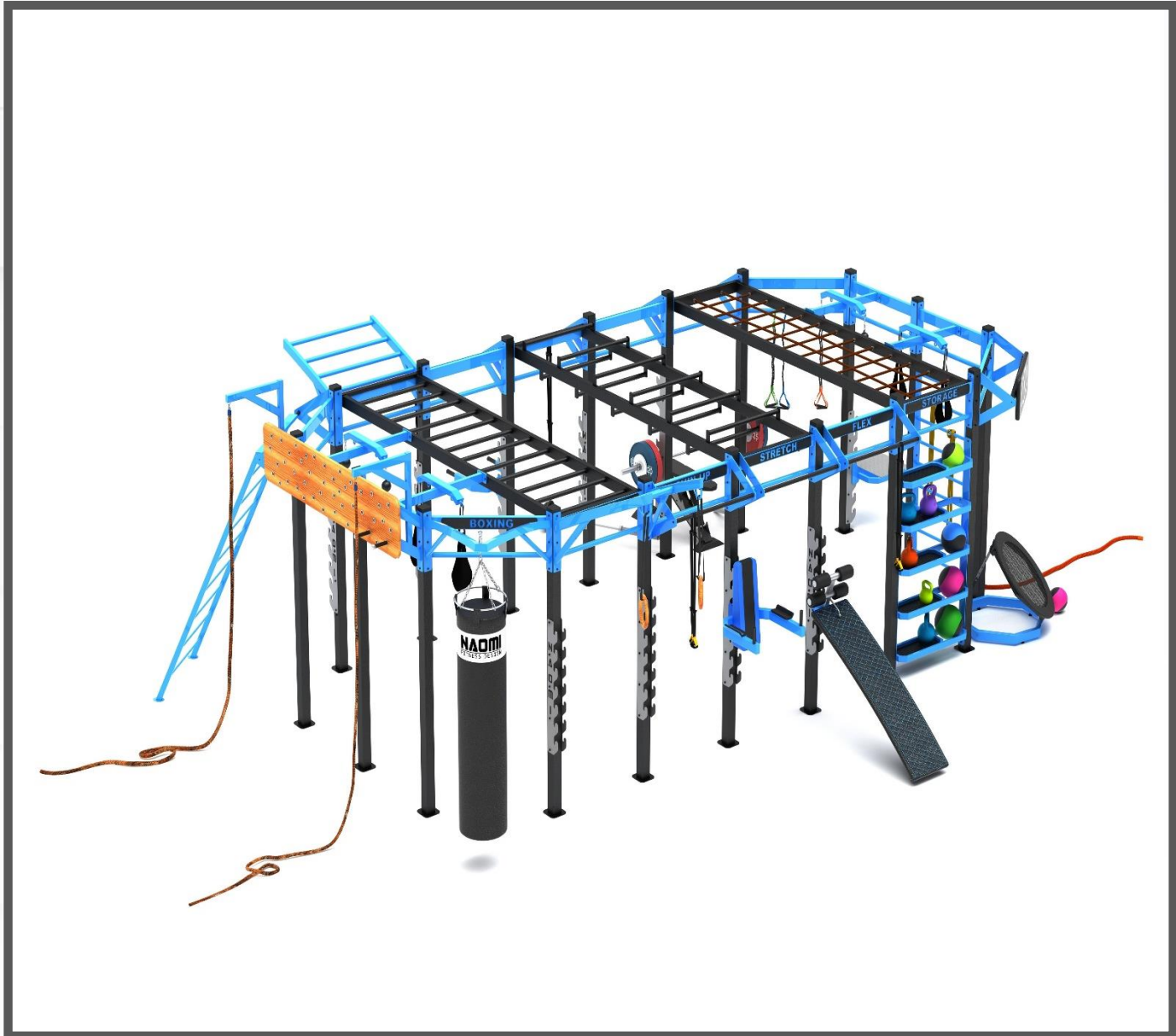
Platinum Edition

Specifications:

450cm (W) x 700cm (L) x 310cm (H)

Main Features:

- 8x ALPHA integrated stainless steel bar replacement hooks
- 1x Wood based Pegs Road Station
- 4x V Flytraps w/AB straps
- Weightlifting station
- Army Cargo Net Station



THE CHAMELEON

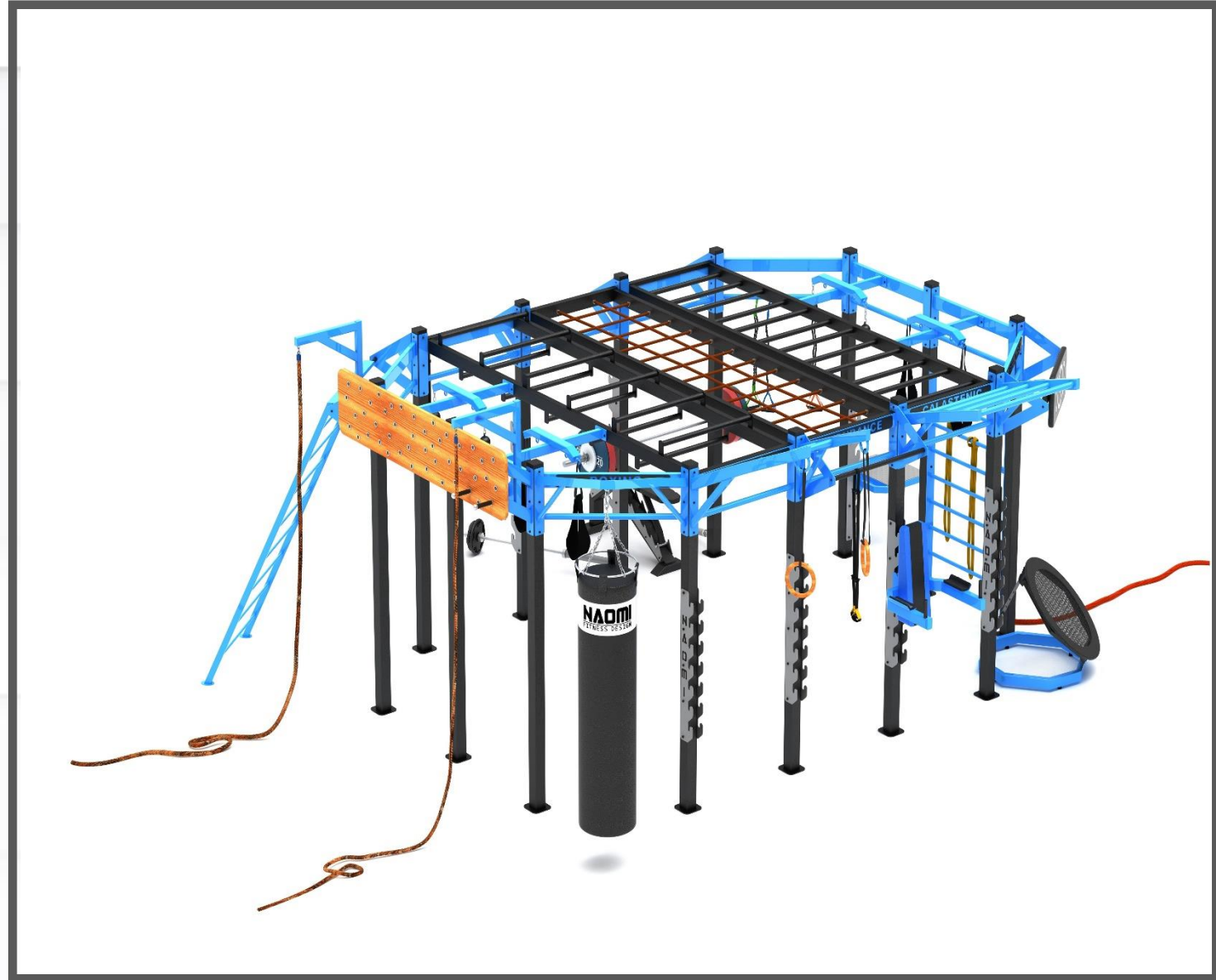
Diamond Edition

Specifications:

540 cm (W) x 400 cm (L) x 280 cm (H)

Main Features:

- 6x ALPHA integrated stainless steel bar replacement hooks
- 2x Cross Ladders
- 4x V Flytraps w/AB Straps
- 2x Rope Climbing Station
- Choice of colors to choose from



THE CHAMELEON

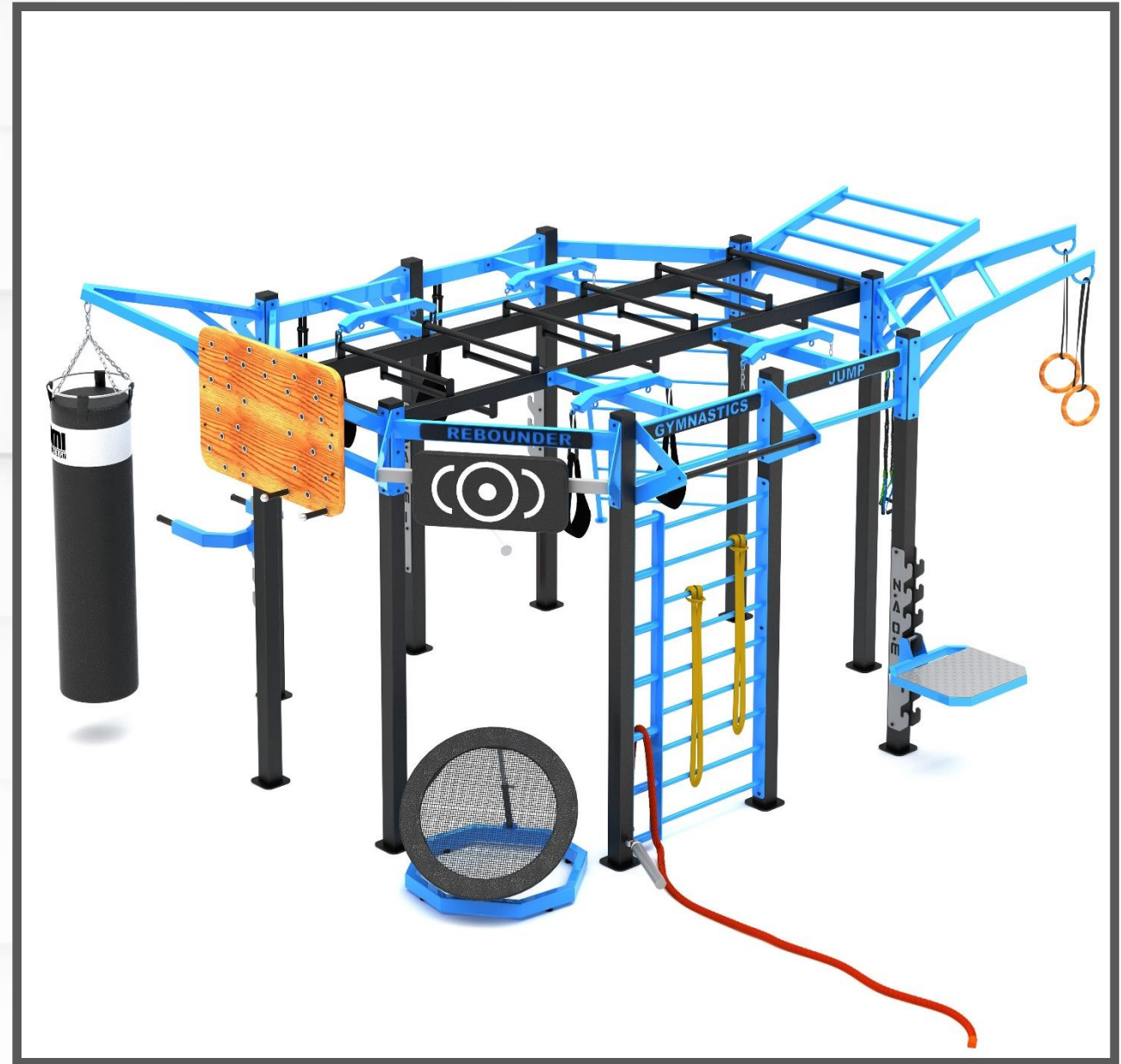
Gold Edition

Specifications:

300 cm (W) x 350 cm (L) x 280/300 cm (H)

Main Features:

- 4x ALPHA integrated stainless steel bar replacement hooks
- 2x V Flytraps w/ AB Straps or Grip Balls
- 1x Pegs Road Station
- 1x Cross Ladder
- Compact design
- Choice of colors to choose from



THE CHAMELEON

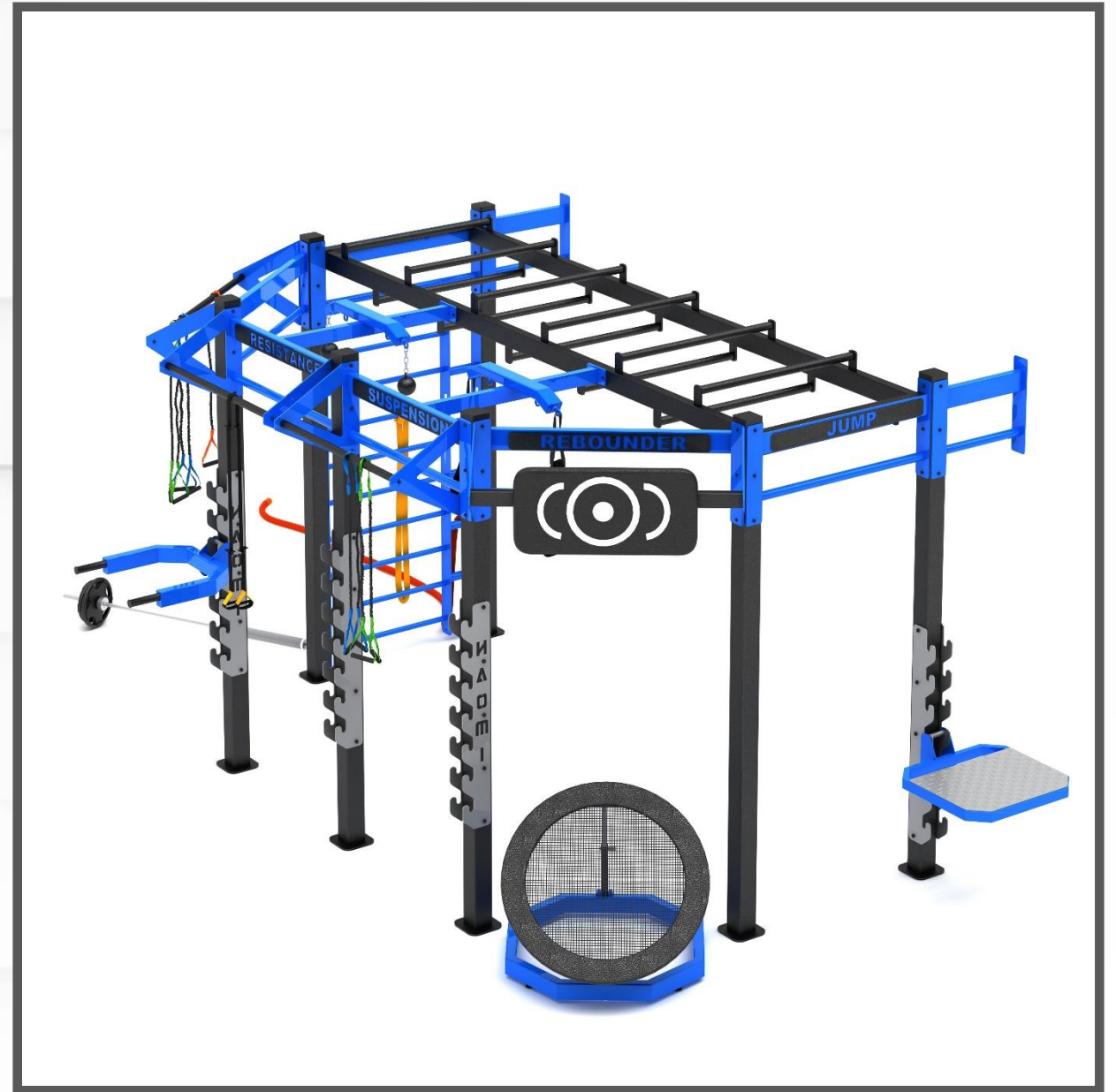
Silver Edition

Specifications:

300 cm (W) x 220 cm (L) x 280 cm (H)

Main Features:

- 4x ALPHA integrated stainless steel bar replacement hooks
- 1x Cross Ladder
- 1x Torso Trainer units
- 1x Vertical Ladder
- Ultra compact wall mounted unit



THE CHAMELEON

eXcelerate Edition

Specifications:

120 cm (W) x 540 cm (L) 280 cm (H)

Main Features:

- 3x ALPHA integrated stainless steel bar replacement hooks
- 1x Dead Rope Pull station
- 2x V Flytraps w/ AB straps or Grip Balls
- 1x Gym Rings station
- Rectangular shape for narrow spaces



THE CHAMELEON

Titanium Edition

Specifications:

600 cm (W) x 800 cm (L) 300 cm (H)

Main Features:

- 6x ALPHA integrated stainless steel bar replacement hooks

- 1x Dead Rope Pull station

- 4x V Flytraps w/ AB straps or Grip

Balls

- Army Net adapted from the world of boot camp



THE CHAMELEON

The Bridge

Specifications:

550 cm (W) x 550 cm (L) 280 cm (H)

Main Features:

- 4x ALPHA integrated stainless steel bar replacement hooks
- 1x Dead Rope Pull station
- 8x V Flytraps w/ AB straps or Grip Balls
- Integrated Shelving Units



THE CHAMELEON

PROCUREMENT PROCESS

- Project Identification
- Order Submission
- Proforma Invoice
- Payment and Production

